



## Aquamine™ Fittings

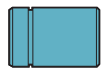
[Download publication 50.01](#) for complete information

- Variety of straight and reducing fittings
- Sizes from 2–12" | DN50–DN300
- Pressures up to 350 psi | 2413 kPa | 24 bar

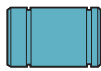
### Certifications/Listings:



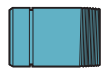
[Download publication 02.06](#) for ANSI/NSF Potable Water Approvals/Listings



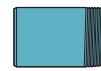
**Series 2906**  
Male x Plain End  
Male Adapter  
Nipple



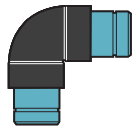
**Series 2907**  
Male x Victaulic®  
OGS Groove  
Adapter Nipple



**Series 2908**  
Male x Male NPT  
Adapter Nipple



**Series 2909**  
Plain End Male x  
Male NPT  
Adapter Nipple



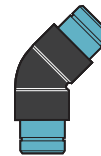
**Series 2910**  
Male x Male  
90° Elbow



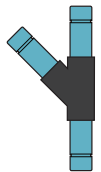
**Series 2911**  
Male x Male  
22½° Elbow



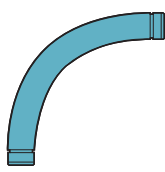
**Series 29102**  
Male x Male  
11¼° Elbow



**Series 2912**  
Male x Male  
45° Long



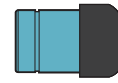
**Aqua Link**  
Male x Male x Male  
Lateral Wye



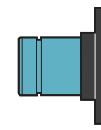
**Series 2913**  
Male x Male  
90° Sweep



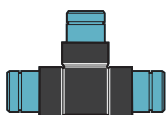
**Series 2914**  
Male x Male  
45° Sweep



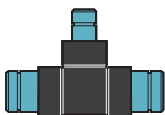
**Series 2915**  
Male  
End Cap



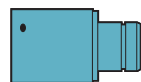
**Series 2916**  
Male x Flanged  
Adapter Nipple



**Series 2917**  
Male x Male x Male  
Tee



**Series 2918**  
Male x Male x Male  
Reducing Tee



**Series 2919**  
Female x Male  
Reducer



**Series 2920**  
Male x Solvent  
Cement Female  
Transition



**Series 2940**  
Female x Male  
Transition with  
Female NPT Outlet